



National Marine Manufacturers Association

nmma.org

ECONOMIC SIGNIFICANCE OF RECREATIONAL BOATING IN CONNECTICUT

CONGRESSIONAL DISTRICT 2

| | |
|--|------------------------|
| Number of Recreational Boats* | 36,539 |
| Recreational Boating Industry Businesses | 216 |
| Total Jobs | 3,397 |
| Annual Recreational Boating-Related Spending | \$176.6 MILLION |



TOTAL ANNUAL ECONOMIC IMPACT OF RECREATIONAL BOATING:

\$420.8 MILLION

RECREATIONAL BOATS IN CT-2

TOTAL BOATS* **36,539**

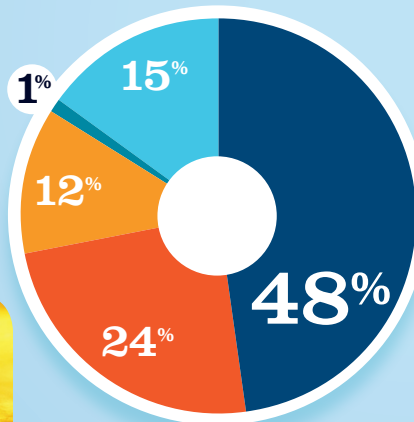
| | |
|---------------------|--------|
| REGISTERED BOATS | 36,539 |
| Power boats | 31,621 |
| PWCs | 2,752 |
| Sailboats | 2,146 |
| Other Boats | 20 |
| HOUSEHOLDS PER BOAT | 7.5 |



* Total boats are registered boats as reported by states to the USCG.

RECREATIONAL BOATING CREATES JOBS IN CT-2

| | |
|----------------------------|--------------|
| TOTAL BOATING JOBS | 1,802 |
| Boat Building | 262 |
| Motor / Engine Mfgr. | 8 |
| Accessory / Supplies Mfgr. | 224 |
| Dealers / Wholesalers | 439 |
| Boat Services | 869 |

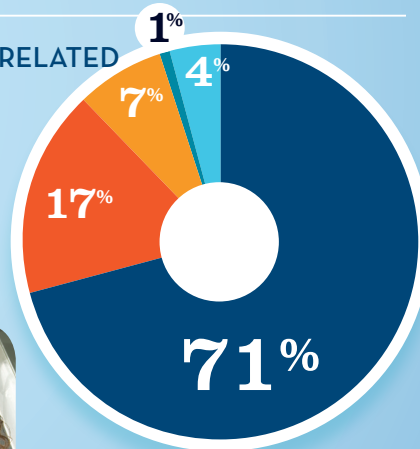


BOAT BUILDING (15%)
DLRS/WHOLESALEERS (12%)
MOTOR/ENG. MFG. (1%)
BOAT SERVICES (48%)
ACC./SUPPLIES MFG. (1%)



RECREATIONAL BOATING-RELATED BUSINESSES IN CT-2

| | |
|----------------------------|------------|
| TOTAL BUSINESSES | 216 |
| Boat Building | 9 |
| Motor / Engine Mfgr. | 1 |
| Accessory / Supplies Mfgr. | 16 |
| Dealers / Wholesalers | 37 |
| Boat Services | 153 |

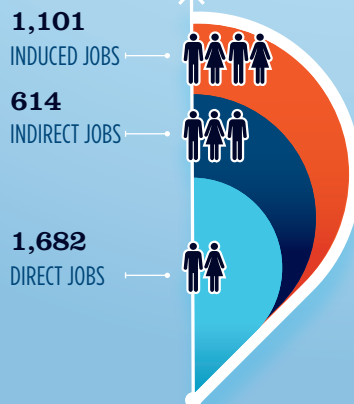


BOAT BUILDING (17%)
DLRS/WHOLESALEERS (7%)
MOTOR/ENG. MFG. (1%)
BOAT SERVICES (71%)
ACC./SUPPLIES MFG. (4%)



ESTIMATED JOBS IMPACT OF RECREATIONAL BOATING-RELATED SPENDING IN CT-2

| | |
|------------------------------------|----------------|
| EST. TOTAL JOBS | 3,397 |
| EST. TOTAL LABOR INCOME (MILLIONS) | \$139.9 |
| Est. Direct Income | \$57.7 |
| Est. Indirect Income | \$34.0 |
| Est. Induced Income | \$48.2 |



RECREATIONAL BOATING INDUSTRY SALES IN CT-2

| | | |
|--|----------------|------------------------|
| Boat Building | \$67.6 MILLION | \$67.4 MILLION |
| Motor / Engine Mfgr. | \$4.7 | |
| Accessory / Supplies Mfgr. | \$430.5 | \$4.7 MILLION |
| TOTAL MFG. SALES | \$502.8 | |
| Dealers / Wholesalers | \$137.6 | |
| Boat Services | \$216.9 | \$430.5 MILLION |
| TOTAL RETAIL & SERVICES SALES | \$354.5 | \$137.6 MILLION |
| | | \$216.9 MILLION |

BOAT BUILDING (15%)
DLRS/WHOLESALEERS (12%)
MOTOR/ENG. MFG. (1%)
BOAT SERVICES (48%)
ACC./SUPPLIES MFG. (1%)